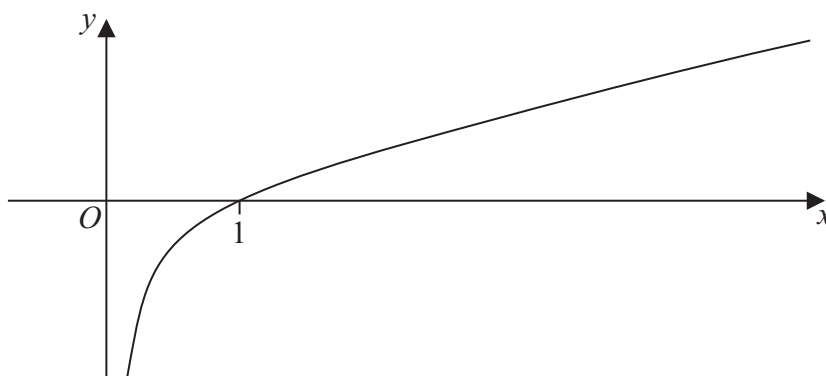








2.



**Figure 1**

Figure 1 shows a sketch of the curve with equation  $y = f(x)$ ,  $x > 0$ , where  $f$  is an increasing function of  $x$ . The curve crosses the  $x$ -axis at the point  $(1, 0)$  and the line  $x = 0$  is an asymptote to the curve.

On separate diagrams, sketch the curve with equation

(a)  $y = f(2x)$ ,  $x > 0$  **(2)**

(b)  $y = |f(x)|$ ,  $x > 0$  **(3)**

Indicate clearly on each sketch the coordinates of the point at which the curve crosses or meets the  $x$ -axis.



Leave  
blank

**Question 2 continued**

**Q2**

**(Total 5 marks)**











**Question 3 continued**

Ruled area for writing answers.

**(Total 10 marks)**

**Q3**

--	--



4. The functions f and g are defined by

$$f : x \mapsto 2|x| + 3, \quad x \in \mathbb{R},$$

$$g : x \mapsto 3 - 4x, \quad x \in \mathbb{R}$$

(a) State the range of f. (2)

(b) Find  $fg(1)$ . (2)

(c) Find  $g^{-1}$ , the inverse function of g. (2)

(d) Solve the equation

$$gg(x) + [g(x)]^2 = 0 \quad (5)$$

---

---

---

---

---

---

---

---

---

---

---

---

---

---

---

---

---

---

---

---

---

---

---

---

---









5. (a) Differentiate

$$\frac{\cos 2x}{\sqrt{x}}$$

with respect to  $x$ .

(3)

(b) Show that  $\frac{d}{dx}(\sec^2 3x)$  can be written in the form

$$\mu(\tan 3x + \tan^3 3x)$$

where  $\mu$  is a constant.

(3)

(c) Given  $x = 2 \sin\left(\frac{y}{3}\right)$ , find  $\frac{dy}{dx}$  in terms of  $x$ , simplifying your answer.

(4)

---

---

---

---

---

---

---

---

---

---

---

---

---

---

---

---

---

---

---

---

---

---

---

---

---

---

---

---

---

---









**Question 5 continued**

Lined writing area for the answer to Question 5.

**(Total 10 marks)**

**Q5**

--	--



6. (i) Use an appropriate double angle formula to show that

$$\operatorname{cosec}2x = \lambda \operatorname{cosec}x \sec x,$$

and state the value of the constant  $\lambda$ .

(3)

- (ii) Solve, for  $0 \leq \theta < 2\pi$ , the equation

$$3\sec^2\theta + 3\sec\theta = 2\tan^2\theta$$

You must show all your working. Give your answers in terms of  $\pi$ .

(6)

---

---

---

---

---

---

---

---

---

---

---

---

---

---

---

---

---

---

---

---

---

---

---

---

---

---

---

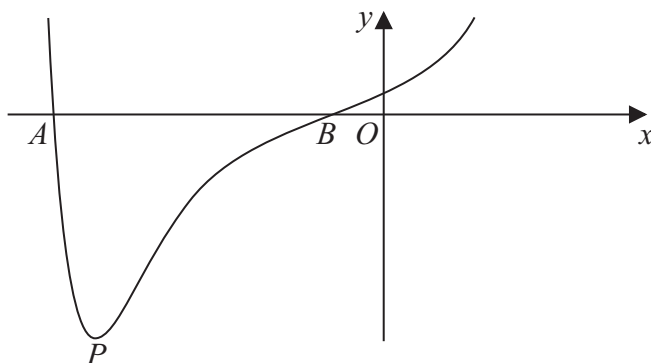








7.



**Figure 2**

Figure 2 shows a sketch of part of the curve with equation  $y = f(x)$  where

$$f(x) = (x^2 + 3x + 1)e^{x^2}$$

The curve cuts the  $x$ -axis at points  $A$  and  $B$  as shown in Figure 2.

- (a) Calculate the  $x$  coordinate of  $A$  and the  $x$  coordinate of  $B$ , giving your answers to 3 decimal places. (2)

- (b) Find  $f'(x)$ . (3)

The curve has a minimum turning point at the point  $P$  as shown in Figure 2.

- (c) Show that the  $x$  coordinate of  $P$  is the solution of

$$x = -\frac{3(2x^2 + 1)}{2(x^2 + 2)} \quad (3)$$

- (d) Use the iteration formula

$$x_{n+1} = -\frac{3(2x_n^2 + 1)}{2(x_n^2 + 2)}, \quad \text{with } x_0 = -2.4,$$

to calculate the values of  $x_1$ ,  $x_2$  and  $x_3$ , giving your answers to 3 decimal places. (3)

The  $x$  coordinate of  $P$  is  $\alpha$ .

- (e) By choosing a suitable interval, prove that  $\alpha = -2.43$  to 2 decimal places. (2)











8.

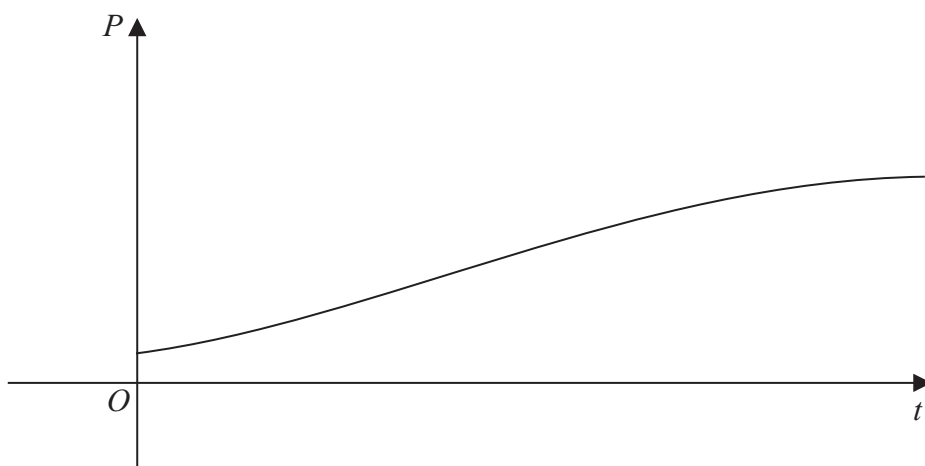


Figure 3

The population of a town is being studied. The population  $P$ , at time  $t$  years from the start of the study, is assumed to be

$$P = \frac{8000}{1 + 7e^{-kt}}, \quad t \geq 0,$$

where  $k$  is a positive constant.

The graph of  $P$  against  $t$  is shown in Figure 3.

Use the given equation to

(a) find the population at the start of the study, (2)

(b) find a value for the expected upper limit of the population. (1)

Given also that the population reaches 2500 at 3 years from the start of the study,

(c) calculate the value of  $k$  to 3 decimal places. (5)

Using this value for  $k$ ,

(d) find the population at 10 years from the start of the study, giving your answer to 3 significant figures. (2)

(e) Find, using  $\frac{dP}{dt}$ , the rate at which the population is growing at 10 years from the start of the study. (3)





Leave blank

**Question 8 continued**

Lined writing area for the continuation of Question 8.

**(Total 13 marks)**

**Q8**

--	--

**TOTAL FOR PAPER: 75 MARKS**

**END**

